


Corner Blocks

The Eurotruss Corner Blocks enable the creation of 2-way up to 6-way corners matching uniformly with the sleeve blocks of the ground support towers. The attachments are bolted to the corner blocks by using female bolt on receivers. The corner block can be used in all configurations of 90 degree angles which makes it a cost efficient product. The corner blocks are designed to be very rigid and therefore capable of taking 100% of the applied load in a vertical or horizontal direction.


Multi Truss Corner Block



CORNER BLOCK FD/HD31

Measurements	A	B	C
Metric	-	50 mm	-


productcode: BLK-31



CORNER BLOCK JT20

Measurements	A	B	C
Metric	195 mm	50 mm	-

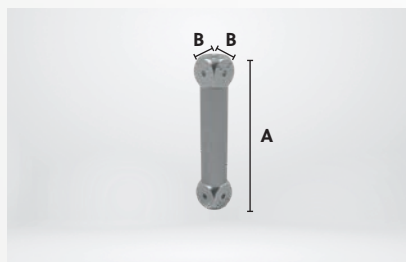
productcode: BLK-JT20



CORNER BLOCK HD22

Measurements	A	B	C
Metric	200 mm	50 mm	-

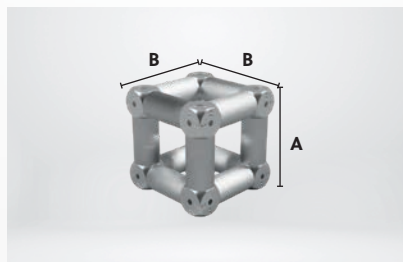
productcode: BLK-22



CORNER BLOCK FD/HD32

Measurements	A	B	C
Metric	290 mm	50 mm	-

productcode: BLK-32



CORNER BLOCK HD24

Measurements	A	B	C
Metric	195 mm	195 mm	-

productcode: BLK-24


Connections for BLK-31 / JT20 / BLK-22 / BLK-32 / BLK-24

Angle or shape	Type of connector	Description
Any direction	BLK-SCON-ST	Steel Bolt on 1/2 Connector for BLK

Corner Blocks

The Eurotruss Corner Blocks enable the creation of 2-way up to 6-way corners matching uniformly with the sleeve blocks of the ground support towers. The attachments are bolted to the corner blocks by using female bold on receivers. The corner block can be used in all configurations of 90 degree angles which makes it a cost efficient product. The corner blocks are designed to be very rigid and therefore capable of taking 100% of the applied load in a vertical or horizontal direction.


Multi Truss Corner Block



CORNER BLOCK FD/HD34

Measurements	A	B	C
Metric	-	290 mm	-

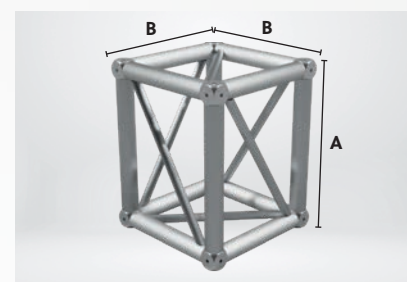
productcode: BLK-34



CORNER BLOCK HD44

Measurements	A	B	C
Metric	-	400 mm	-

productcode: BLK-44



CORNER BLOCK HD54

Measurements	A	B	C
Metric	500 mm	400 mm	-

productcode: BLK-54

Connections for BLK-34(R)

Angle or shape	User Size	Product	Description
Any direction	290x290 mm	4x BLK-SCON-ST (per direction)	Steel Bolt on 1/2 Connector for BLK
90°	500x500 mm	2x CS1-BOBA210	Bold-On Attachment L=210mm for HD/FD
T-Joint	500x500 mm	1x CS1-BOBA210 + 8x CS1-BOB105	Bold-On Attachment L=210mm for HD/FD + Bold-On Receiver L=105mm for HD/FD
X-Joint	500x500 mm	16x CS1-BOB105	Bold-On Receiver L=105mm for HD/FD
T-Joint	710x500 mm	3x CS1-BOBA210	Bold-On Attachment L=210mm for HD/FD
X-Joint	710x710 mm	4x CS1-BOBA210	Bold-On Attachment L=210mm for HD/FD

Any attachment up/down 500 mm by using 1x CS1-BOBA210

Connections for BLK-44(R)

Angle or shape	User Size	Product	Description
Any direction*	400x400 mm	4x BLK-SCON-ST (per direction)	Steel Bolt on 1/2 Connector for BLK
90°	500x500 mm	8x CS1-BOB100	Bold-On Receiver L=100mm for HD/FD
T-Joint	600x500 mm	12x CS1-BOB100	Bold-On Receiver L=100mm for HD/FD
X-Joint	600x600 mm	16x CS1-BOB100	Bold-On Receiver L=100mm for HD/FD

Any attachment up/down 600 mm by using 4x CS1-BOB100

Connections for BLK-54(R)

Angle or shape	User Size	Product	Description
Any direction*	400x400 mm	4x BLK-SCON-ST (per direction)	Steel Bolt on 1/2 Connector for BLK

R represents "Reinforced" and incorporates x bracing instead of a single diagonal brace.